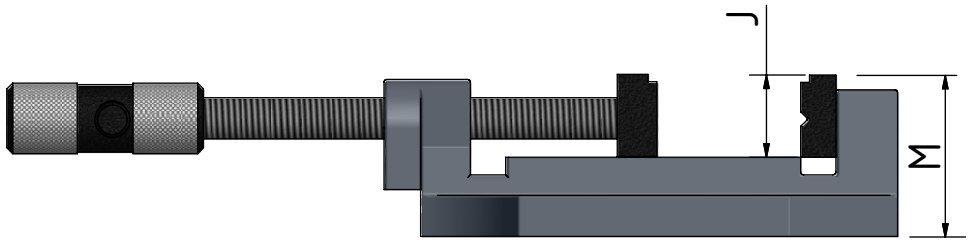

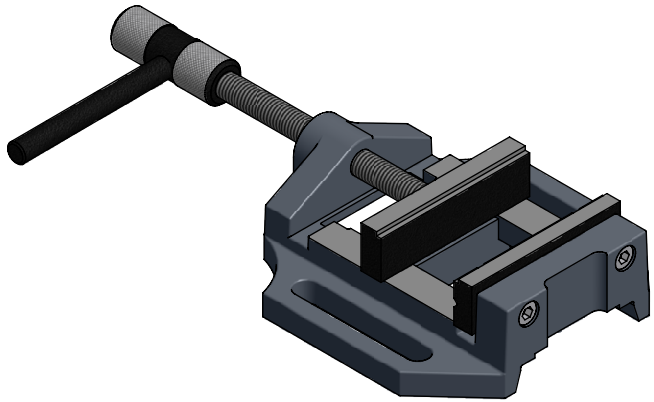

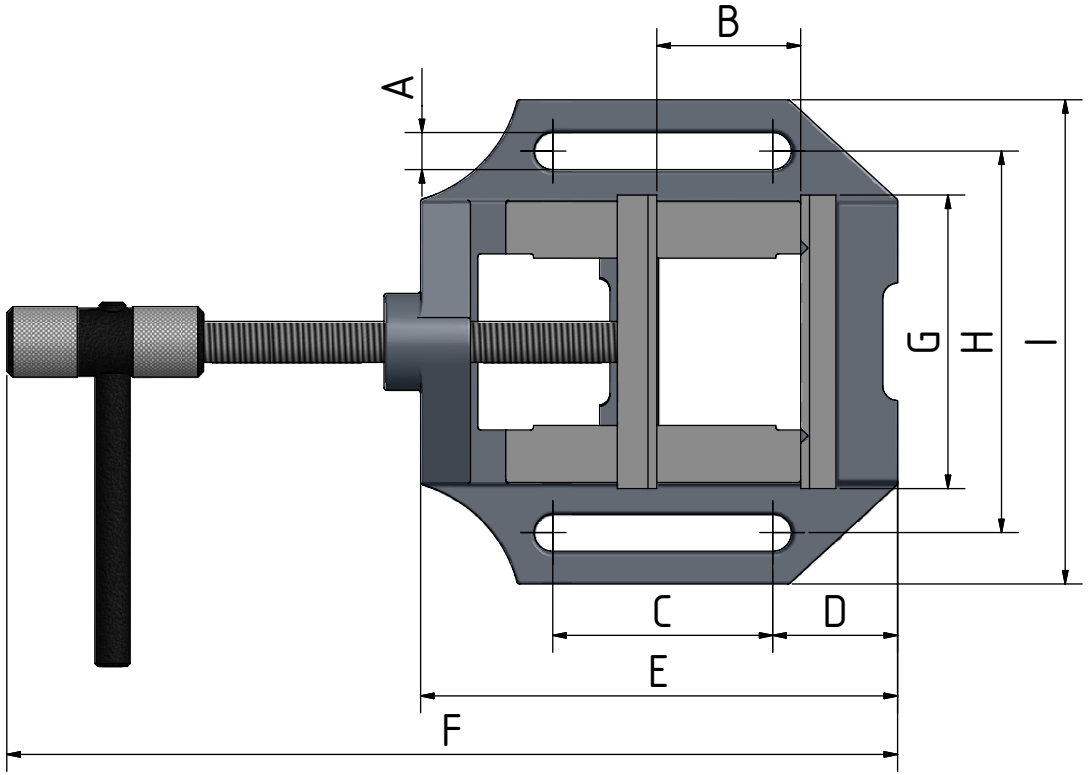

	MSO 75	MSO 100	MSO 125	MSO 150
A	12,5	12,5	12,5	14,5
B	55	90	110	130
C	55	74	80	100
D	30	46	46	56
E	126	165	186	222
F	270	350	400	455
G	75	100	125	150
H	100	130	150	170
I	130	165	182	208
J	28	28	30	35
M	53	53	62	66

	Datum	Name
Gezeichnet	14.09.2007	Schell
Kontrolliert		
Norm		

Abmessungen und Anschlussmaße für Maschinenschraubstock

OPTIMUM®
Maschinen Germany GmbH
Dr.-Robert-Pfleger-Strasse 26
D-96103 Hallstadt

Typ MSO

1

A3

Status	Änderungen	Datum	Name